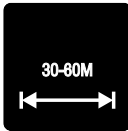




TROLLEY FOR LINEMARK TRAFFIC MARKING SPRAY



COVERAGE



STRONG BOND



QUICK DRYING



WEATHER-PROOF

Use of LINEMARK TRAFFIC painting trolley (part no: 702102) makes it easier to paint straight lines of to 5 to 10 cm width. Shake the can for at least 3 minutes before use and always until you hear the sound of shaking balls.

Place the can on trolley upside down and adjust the height of the can to regulate the width of the stripe. When you start painting, move the trolley and push the trigger down.

If you mark more than one layer, let the paint dry around half an hour in between.

Operating temperature +4°C - +32°C. Clean the nozzle after use by holding the bottle upright and press the nozzle of the bottle until you have to do is propellant. If the nozzle blocks while painting, clean it and start again.

Only compatible with Linemark Traffic products

HARDNESS

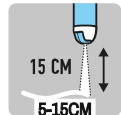


SIZE: other

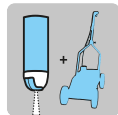
SALES QTY:
other: 1 pcs



3MIN SHAKE UPSIDE DOWN



15CM DISTANCE
5-15CM



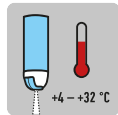
USE WITH MARKING TROLLEY



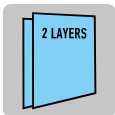
CLEAN NOZZLE



30 MIN
TIME BETWEEN LAYERS



4-32DEGREES CELSIUS



LAYERS




1H
FINAL DRYING



HYBRID
SOLVENT BASED

MASTON Trolley for Linemark Traffic marking spray

Art. No.	MASTON Trolley for Linemark Traffic marking spray	Color	Barcode
702102	Trolley for Linemark Traffic marking spray		6412497021026